

(1) **EU-Type Examination Certificate**
(2) **Equipment or Protective Systems Intended for use in Potentially Explosive Atmospheres**

Directive 2014/34/EU

(3) EU – Type Examination Certificate Number: **IEP 17 ATEX 0545X**

(4) Product: **ARMA xx Series Fuel and LPG Dispenser**

(5) Firm Name: **Şahin Hidrolik Makina Hırdavat Telekomünikasyon Sanayi Ticaret Limited Şirketi**

(6) Firm Address: **Meclis Mahallesi Atatürk Caddesi No:53 Sancaktepe / Istanbul - TURKEY**

(7) This product any of acceptable variation thereto is specified in the schedule to this certificate and the documents therein referred to.

(8) The IEP Uluslararası Enerji Petrol Gözetim, Sertifikasyon ve Teknik Hizmetler Organizasyonu Tic. Ltd. Sti., notified body number 2284 in accordance with Article 17 of the Directive 2014/34/EU of European Parliament and of the Council, dated 26 February 2014, certifies that this product has been found to comply with the Essential Health and Safety Requirements relating to the design and construction of products intended for use in potentially explosive atmospheres, given in Annex II to the Directive. The examination and test results are recorded in confidential Report Nr: IEP.Rp.Ex.10-1180 date 31.10.2017.

(9) Compliance with Essential Health and safety requirements has been assured by compliance with ;

EN 13617-1 : 2012 , EN 14678-1 : 2013

(10) If the sign “ X “ is placed after the certificate number, it indicates that the product is subject to Specified Conditions of Safe Use specified in the schedule to this certificate.

(11) This EU-Type Examination Certificate relates only to the design and construction of the specified product in accordance to the directive 2014/34/EU. Further requirements of the directive apply to the manufacturing process and supply of this product. These are not covered by this certificate.

(12) The marking of the equipment or protective system shall include the following:




II 2G IIA T3

Responsible Person :

Nurettin Terzioglu
Head of Certification Body

Date of Issue : 02.11.2017





IEP ENERGY PETROLEUM INSTITUTE

(13) Schedule

(14) Certificate Nr: **IEP 17 ATEX 0545X**

(15) Description of Equipment;

ARMA xx series fuel and LPG dispenser are designed for delivering and registering of capacity of delivered liquid fuel and LPG (i.e petrol, diesel oil, purified kerosene, LPG) at public filling station.

Each system is designed for delivering one sort of fuel or LPG. The electronic counter prohibits possibility of simultaneous refilling of two sorts of liquid fuel independently for each side of the fuel dispenser.

Program me included in the counter enables that only liquid fuel, like petrol or diesel oil may be delivered at the same time from every sides of fuel and LPG

The Ex-proved electrical and non-electrical equipment and apparatus of liquid fuel and LPG dispensers and their location in defined hazardous areas are specified in "List of the Basic Sub-assemblies and Elements of the Arma xx series fuel and LPG dispenser – table 3 and table 4 dated 06.07.2017.

Construction of the dispenser applies separation vapor barriers Type 1 and Type 2. The ventilation of the hydraulic housing and section of the column extensions is natural through the ventilation openings in perforated dispenser covers. The nozzle boot for locating of filling nozzle consists of pocket in the front side partially enclosed hydraulic housing.

The determination of hazardous areas inside and outside of the dispenser is defined in accordance to EN 60079-10-1:2015 and EN 13617-1:2012, EN 14678-1 : 2013 – see Service manual – page 73 (06.07.2017).

The inside housing spaces of the hydraulics part and column extension of liquid fuel & LPG products is ZONE 1.

The outside of column extension and the outside of the housing spaces of the hydraulic parts of the liquid fuel&LPG dispenser within 50 mm vertically and 200 mm horizontally downwards to ground level are ZONE 2.

The counter casing is vertically separated by vapor barriers Type 2 and horizontally separated by vapor barriers Type 1. Inside of the electronic counter casing in protection IP-Code 54/67 is non hazardous area.

The modification and the extension of series about the variant type Arma xx series fuel & LPG dispenser comprises the modification the housing of electronic box in which was inbuilt the LCD display and modification the design the housing of electronic box to degree of protection IP 67/54. TV Electronic box is up horizontally and horizontally downwards to degree protection IP-Code 67. There is ventilation area between.

The breakaway mounted near the nozzles on the hose for fuel dispenser. The breakaway mounted LPG dispenser.

Responsible Person :

Nurettin Terzioğlu
Head of Certification Body



IEP Uluslararası Enerji Petrol Gözetim, Sertifikasyon ve Teknik Hizmetler Organizasyon Ticaret Limited Sirketi
5746/1 Sk. No:9 K:2 Bornova - IZMIR / TURKEY Tel: +90 232 431 1745 – 46 Fax: +90 232 431 1730 E-mail: iep@iep.com.tr Fr : 45

This certificate is granted subject to the general conditions of the IEP Energy Petroleum Institute. This certificate may only be reproduced in its entirety and without any change, schedule included. You can check accuracy of this document by www.iep.com.tr.



IEP ENERGY PETROLEUM INSTITUTE

(16) Certificate Nr: **IEP 17 ATEX 0545X**

(17) Description of Equipment: **Technical Specification**

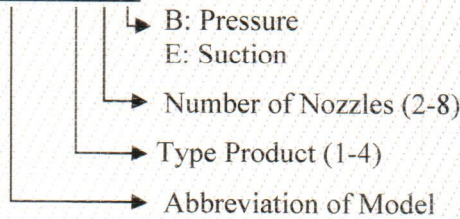
ARMA, ARMA G, ARMA COMBO, ARMA G COMBO Series Fuel Dispenser																	
Type		11E	11B	12E	12B	22E	22B	24E	24B	33E	33B	36E	36B	44E	44B	48E	48B
Number of Nozzles	-	1	1	2	2	2	2	4	4	6	6	6	6	4	4	8	8
Capacity (max.)	l/min	50/70															
Capacity (min.)	l/min	5/7															
Hose (max.)	Inch	¾" - 1"															
Ambient Temp.	°C	-25 °C ~ 55 °C															
Supply Voltage	V	230 / 400															
Electronic Unit	W	20															
Motor	W	750 ~ 750x4															

ARMA LPG, ARMA G LPG, ARMA COMBO, ARMA G COMBO Series LPG Dispenser				
Type		1x1	1x2	1x4
No. of Nozzles	-	1	2	4
Capacity (max.)	l/min	25		
Capacity (min.)	l/min	5		
Hose (max.)	Inch	½"		
Ambient Temp.	°C	-25 °C ~ 55 °C		
Supply Voltage	V	230		
Electronic Unit	W	20		

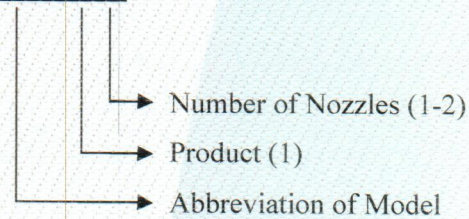
X:If a dispenser with a vapor recovery system is desired, to must be examine and must be approved.
Fuel & LPG dispenser installation must be in accordance with the operating instructions.

Product Code System of ARMA xx fuel series / Product Code System of ARMA xx LPG series

ARMA X Y Z



ARMA X Y




(18)Special Conditions for Safe Use:

18.1 ARMA xx series range of fuel and LPG dispenser are not a self-service dispensers, they must be operated by a personal having adequate authorizations. (according to domestic regulations)

18.2 Installation and operation of the ARMA xx series range of fuel and LPG dispensers have to confirm to the relevant national regulations.

Responsible Person :

Nurettin Terzioğlu
Head of Certification Body



IEP Uluslararası Enerji Petrol Gözetim, Sertifikasyon ve Teknik Hizmetler Organizasyon Ticaret Limited Sirketi
5746/1 Sk. No:9 K:2 Bornova - IZMIR / TURKEY Tel: +90 232 431 1745 - 46 Fax: +90 232 431 1730 E-mail: iep@iep.com.tr Fr : 45

This certificate is granted subject to the general conditions of the IEP Energy Petroleum Institute. This certificate may only be reproduced in its entirety and without any change, schedule included. You can check accuracy of this document by www.iep.com.tr.



IEP ENERGY PETROLEUM INSTITUTE

(19) Certificate Nr: **IEP 17 ATEX 0545X**

(20) Essential Health and Safety Requirements:

20.1 This certificate is in the contents of standards that mentioned in item [9]. It has been accepted that ARMA xx series of fuel and LPG dispensers are manufactured according to the producer instructions and the standards mentioned above.

20.2 Information' of assembled working of ARMA xx series range of fuel and LPG dispenser with other related equipments exist in instruction manual with 80 pages approved and dated 06.07.2017.


(21) List of Documentation:

- ♦ ARMA xx series dispensers user manual : 80 pages, dated 06.07.2017
- ♦ Component Lists : Table 1/2/3 dated 06.07.2017
- ♦ Test Report : LVD, AB-387-T, 031,02.13
- ♦ Test Report : EMC, AB-387-T, 105,02.13
- ♦ Test Report : LVD, AB-387-T, 115, 06.16
- ♦ Test Report : EMC, AB-387-T, 423,06.16
- ♦ Drawings;

Drawing Nr	Drawing Name	Date
AT-ARMA-01/1..8	Overall View And Description Of Arma	06.07.2017
AT-ARMA-G-02/1..8	Overall View And Description Of Arma	06.07.2017
AT-ARMA Combo-03/1..6	Overall View And Description Of Arma	06.07.2017
AT-ARMA G Combo-04/1..6	Overall View And Description Of Arma	06.07.2017
AT-ARMA LPG-05/1..3	Overall View And Description Of Arma	06.07.2017
AT-ARMA G LPG-06/1..3	Overall View And Description Of Arma	06.07.2017
AT-ARMA,Arma G-07/1	Warning And Label Of Arma	06.07.2017
AT-ARMA G , Combo-07/1..3	Warning And Label Of Arma	06.07.2017
AT-ARMA LPG, GLPG-07/1..3	Warning And Label Of Arma	06.07.2017
AT-ARMA-08/1	Hazardous Area Drawing	06.07.2017
AT-ARMA G-08/2	Hazardous Area Drawing	06.07.2017
AT-ARMA Combo-08/3	Hazardous Area Drawing	06.07.2017
AT-ARMA LPG, G LPG-08/4	Hazardous Area Drawing	06.07.2017
AT-ARMA,ARMA G-09/1	Electric Diagram Of Suction system	06.07.2017
AT-ARMA Combo-09/2	Electric Diagram Of Suction system	06.07.2017
AT-ARMA, ARMA G-09/3	Electric Diagram Of dispenser	06.07.2017
AT-ARMA Combo G-09/4	Electric Diagram Of dispenser	06.07.2017
AT-ARMA LPG, G LPG G-09/5	Electric Diagram Of LPG dispenser	06.07.2017
AT-ARMA, ARMA G-10/1	Connection Points of Access to Internal Equipments Suction	06.07.2017
AT-ARMA Combo-10/2	Connection Points of Access to Internal Equipments Suction	06.07.2017
AT-ARMA, ARMA G-10/3	Connection Points of Access to Internal Equipments Pressure	06.07.2017
AT-ARMA Combo G-10/4	Connection Points of Access to Internal Equipments Pressure	06.07.2017
AT-ARMA LPG, G LPG G-10/5	Connection Points of Access to Internal Equipments	06.07.2017

Responsible Person :

Nurettin Terzioğlu
Head of Certification Body



IEP Uluslararası Enerji Petrol Gözetim, Sertifikasyon ve Teknik Hizmetler Organizasyon Ticaret Limited Sirketi

5746/1 Sk. No:9 K:2 Bornova - İZMİR / TURKEY Tel: +90 232 431 1745 – 46 Fax: +90 232 431 1730 E-mail: iep@iep.com.tr Fr : 45

This certificate is granted subject to the general conditions of the IEP Energy Petroleum Institute. This certificate may only be reproduced in its entirety and without any change, schedule included. You can check accuracy of this document by www.iep.com.tr.



IEP ENERGY PETROLEUM INSTITUTE

(22) Certificate Nr: **IEP 17 ATEX 0545X**

AT-ARMA-11	Detail Of Electronic Enclosure	06.07.2017
AT-ARMA-12/1	Junction Box With Equipped Of Suction	06.07.2017
AT-ARMA-12/2	Junction Box With Equipped Of Pressure	06.07.2017
AT-ARMA-13/1	Connection Of Arma On Station For Suction	06.07.2017
AT-ARMA-13/2	Connection Of Arma On Station For Suction	06.07.2017
AT-ARMA-13/2	Connection Of Arma On Station For LPG	06.07.2017

Table 1; dated 06.07.2017- the List of the Basic Sub-assemblies and Elements of the Arma xx series fuel part dispenser with the specification of Ex-type Protection and the relevant certificate or Conformity of Declaration for electrical equipment and apparatus, which are potential dangerous of explosion;

Table 2; dated 06.07.2017- the List of the Basic Sub-assemblies and Elements of the Arma xx series LPG part dispenser with the specification of Ex-type Protection and the relevant certificate or Conformity of Declaration for electrical equipment and apparatus, which are potential dangerous of explosion;

Table 3; dated 06.07.2017-the List of the Basic Sub-assemblies and Elements of the Arma xx series fuel part dispenser with the specification of Ex-type Protection and the relevant certificate and Conformity of Declaration for non-electrical equipment and apparatus, which are potential dangerous of explosion;

Table 4; dated 06.07.2017-the List of the Basic Sub-assemblies and Elements of the Arma xx series LPG part dispenser with the specification of Ex-type Protection and the relevant certificate and Conformity of Declaration for non-electrical equipment and apparatus, which are potential dangerous of explosion;

Responsible Person :

Nurettin Terzioğlu
Head of Certification Body

Date of Issue : 02.11.2017

